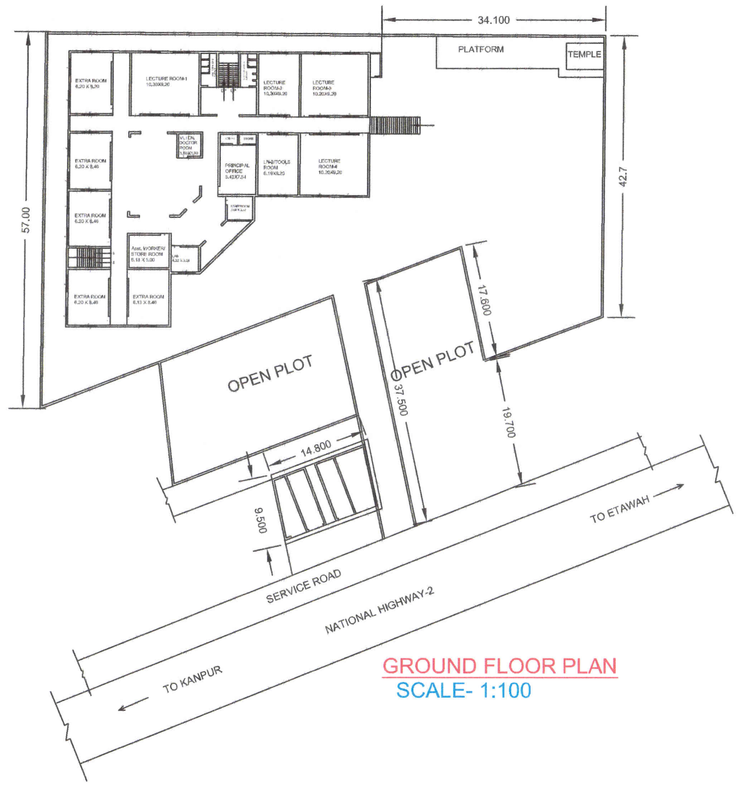

GROUND FLOOR PLAN
SCALE- 1:100

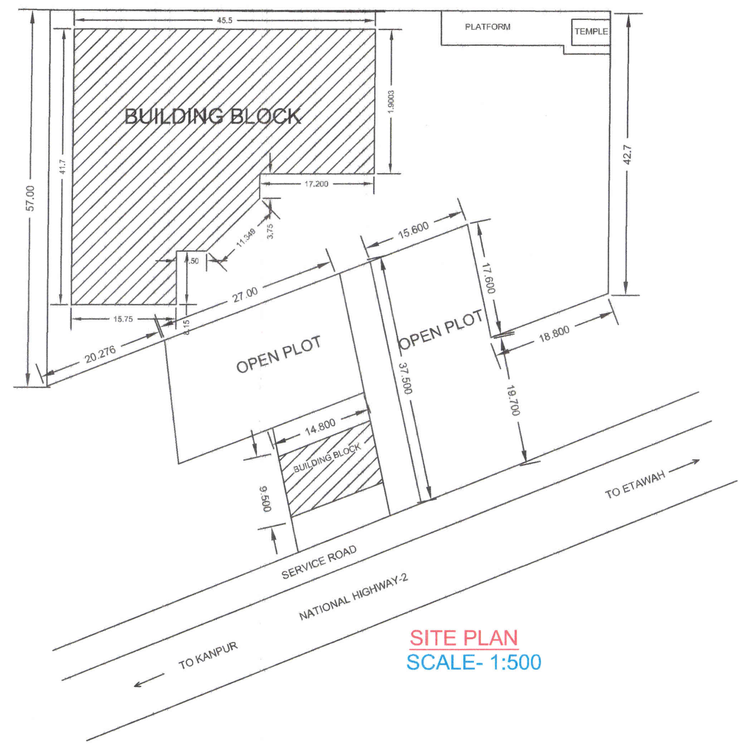

SITE PLAN
SCALE- 1:500

S. No.	Room Name	Required as per Norms in sqft	Existing Measurement in sqft	Floor Name
1	Lecturer Room -1	800	1019.98	Ground Floor
2	Lecturer Room -2	800	1019.98	Ground Floor
3	Lecturer Room -3	800	1010.08	Ground Floor
4	Lecturer Room -4	800	1010.08	Ground Floor
5	LN -2 /Tools Room	120	612.98	Ground Floor
6	Principal Office	200	439.88	Ground Floor
7	Vatrinary Doctor Room	120	155.43	Ground Floor
8	Staff Room	144	145.49	Ground Floor
9	Lab	120	147.17	Ground Floor
10	Assist. Worker Room/Store Room	120	329.91	Ground Floor
11	Wash Room For Boys	126.58	126.58	Ground Floor
12	Wash Room For Girls	126.58	126.58	Ground Floor
13	Computer Room	400	1019.99	First Floor
14	Laboratory-1	800	1007.89	First Floor
15	Laboratory-2	800	1071.84	First Floor
16	Library-1	1200	1207.93	First Floor
17	Library-2	1200	1209.43	First Floor
18	Assist worker Room	144	787.55	First Floor
19	Staff Room	300	542.38	First Floor
20	Wash Room For Boys	126.58	126.58	First Floor
21	Wash Room For Girls	126.58	126.58	First Floor
	Covered Area and extra Room	**3542.37**	**17854.89**	
	Total Area	**12916.69**	**31099.2**	

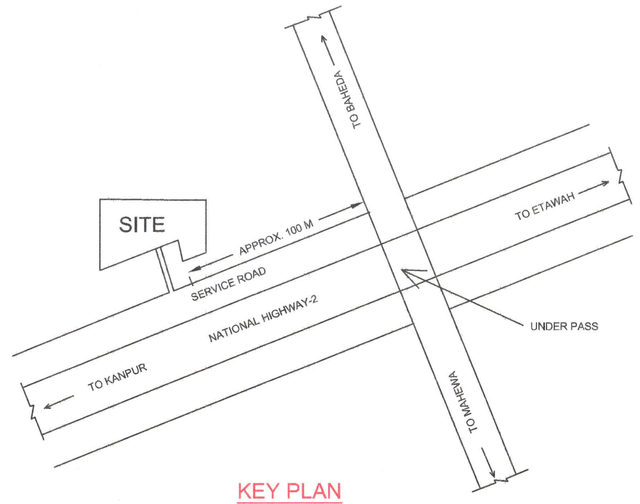

KEY PLAN
SCALE- 1:1000

PROJECT TITLE

EXISTING BUILDING PLAN OF NARAYAN COLLEGE OF PARA VETERINARY SCIENCE, VILLAGE - BAHEDA, MAHEWA DISTT. - ETAWAH

LEGENDS

S.NO	SYMBOL	DESCRIPTION
1		FRESH WATER PIPE LINE (CW)
2		RAIN WATER PIPE LINE (R.W.P.)
3		WASTE WATER PIPE LINE (W.P)
4		SOIL PIPE LINE (S.P)
5		BUTTERFLY VALVE
6		CONCEALED VALVE
7		ANGLE VALVE
8		P-TRAP
9		TAP
10		FLOOR DRAIN (F.D)
11		GULLY TRAP (G.T)
12		BRICK
13		CONCRETE
14		TREE

AREA STATEMENT

S.NO	PARTICULAR	AREA IN SQ. M.
1	TOTAL PLOT AREA	6560.00
2	GROUND FLOOR COV. AREA	1420.58
3	FIRST FLOOR COV. AREA	1420.58
4	TERRACE FLOOR COV. AREA	48.05
5	TOTAL COV. AREA	2889.21

CORDINATE-

26.617011, 79.231327

OPENING SCHEDULE

DOOR WITH VENT

D DOOR 1.000 X 2.40
D1 DOOR 0.90 X 2.40
D2 DOOR 0.75 X 2.40

WINDOW WITH VENT

W WINDOW 1.90 X 1.60
W1 WINDOW 0.20 X 1.60

NOTE

IT IS TO CERTIFY THAT THIS MAP HAS BEEN PREPARED TO PANCHAYAT RAJ GOVT. ORDER 1971/23- ZILA PANCHAYAT UPVIDHI/ DATE 20 MAY 2023 ACCORDING ETAWAH DEVELOPMENT BYE-LAWS 2023

SCALE

AS PER GOVT. GUIDELINES

NORTH N

OWNER SIGNATURE

ARCHITECT

ARCHITECT HONBY CA/2018/9

STRUCTURE CONSULTANT

Er. S. K. Singh
Chartered Engineer
& Structural Consultant
05012024

OFFICE USE ONLY

प्रमाण-पत्र

नक्शा-99/मेप/25 दिनांक 15-7-25

प्रमाणित किया जाता है कि उक्त भवन में नारायण कॉलेज ऑफ पैरा वेटनरी साइंस (बेहेडा) महेवा का संचालन होना है। जो इटावा सीमा से 20 किमी. के अन्दर है। तथा लोक निर्माण विभाग की सड़क परिधि में नहीं आता है। अतः लोक निर्माण विभाग को नक्शा एवं निर्माण प्राविधानों पर कोई आपत्ति नहीं है। इसे अनुमोदित किया जाता है।

सहायक अभियन्ता
निर्माण खण्ड-3, लो०नि०वि०
इटावा

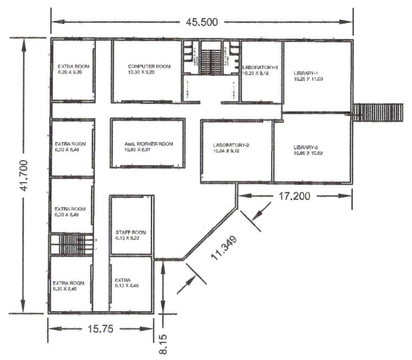

FIRST FLOOR PLAN
SCALE- 1:100

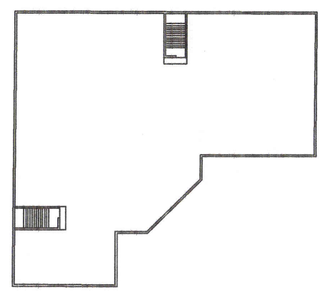

TERRACE FLOOR PLAN
SCALE- 1:100

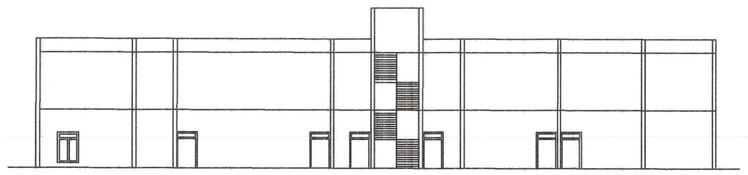

SECTION
SCALE- 1:100

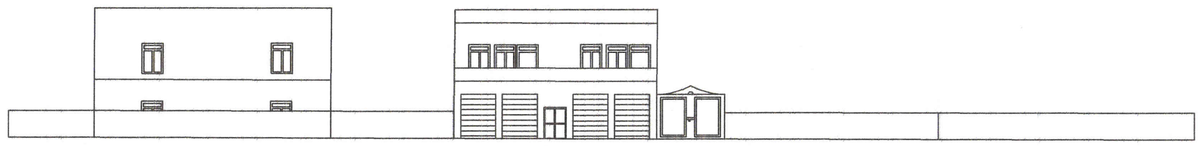

ELEVATION
SCALE- 1:100

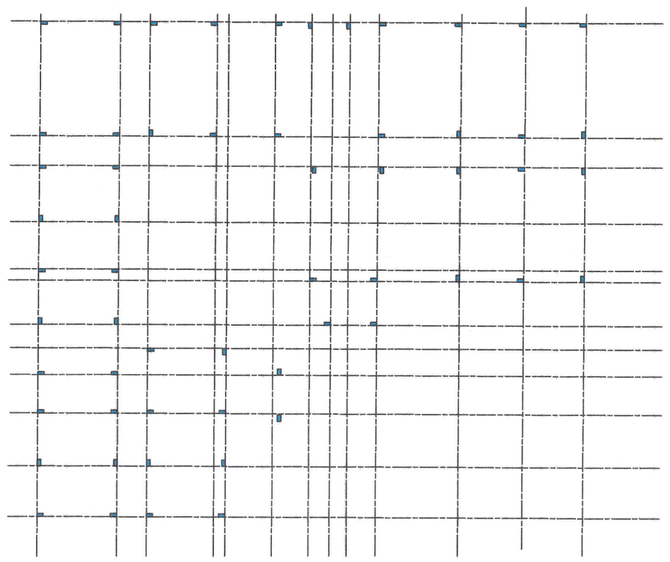

SIZE	230 X 600	SECTION	RING DETAIL	SIZE	230 X 600	SECTION	RING DETAIL	SIZE	230 X 600	SECTION	RING DETAIL
REINF.	6-16			REINF.	6-20			REINF.	6-25		
RING AT SUPPORT	8@100C/C			RING AT SUPPORT	8@100C/C			RING AT SUPPORT	8@100C/C		
RING AT MIDSPAN	8@150C/C			RING AT MIDSPAN	8@150C/C			RING AT MIDSPAN	8@150C/C		
C1				C2				C3			

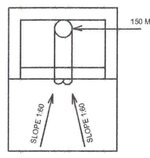

PLAN KHURRAH

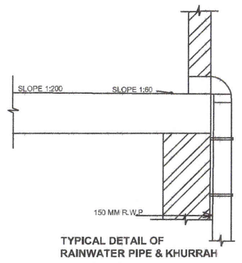

TYPICAL DETAIL OF RAINWATER PIPE & KHURRAH

TYPICAL DETAIL OF HOOK

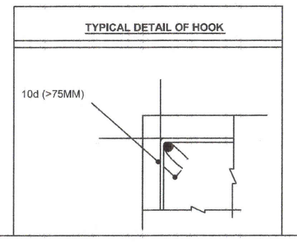

ANCHORAGE OF BEAM BARS IN AN EXTERNAL JOINT
REF. 13920;1993

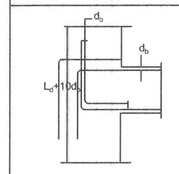

L_d= DEVELOPMENT LENGTH IN TENSION
d_b= BAR DIAMETER

DUCTILITY DIAGRAM AS PER IS 13920

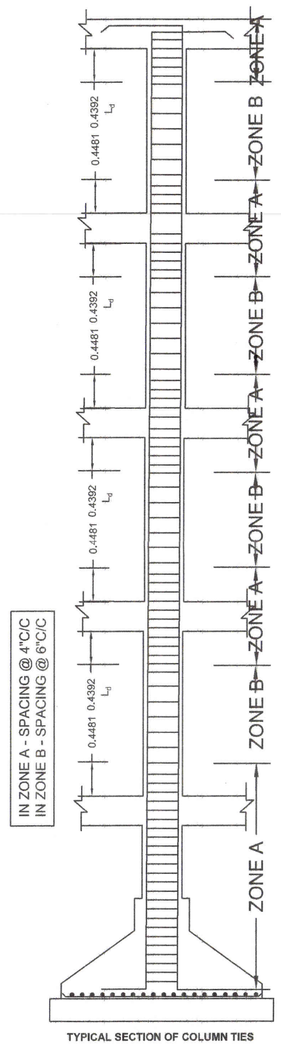

TYPICAL SECTION OF COLUMN TIES

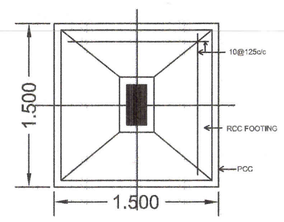

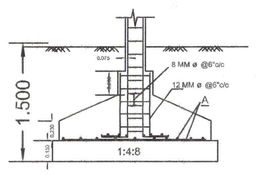
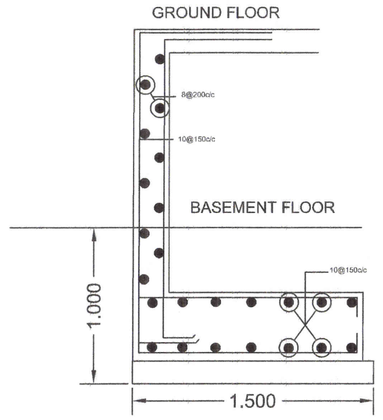
GROUND FLOOR